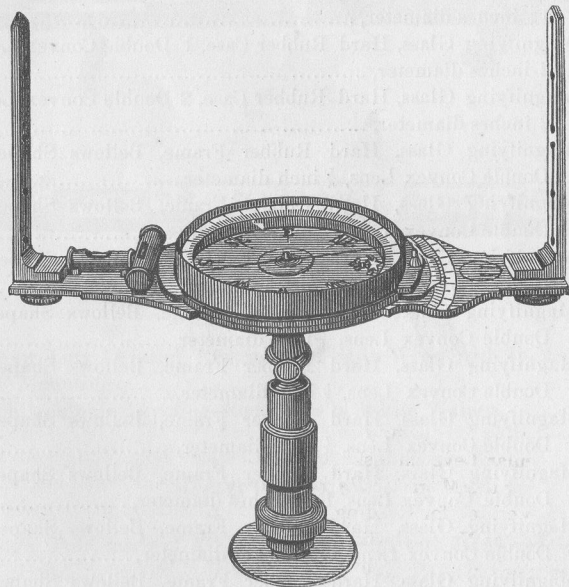


No. 721.	Magnifying Glass, Shell Frame, Bellows Shape, 1 Double Convex Lens, $\frac{5}{8}$ inch diameter,.....	\$1 00
" 722.	Magnifying Glass, Shell Frame, Bellows Shape, 2 Double Convex Lens, $\frac{5}{8}$ inch diameter,.....	1 50
" 723.	Magnifying Glass, Shell Frame, Bellows Shape, 3 Double Convex Lens, $\frac{5}{8}$ inch diameter,.....	2 00
" 724.	Magnifying Glass, Shell Frame, Bellows Shape, 1 Double Convex Lens, $\frac{7}{8}$ inch diameter,.....	1 25
" 725.	Magnifying Glass, Shell Frame, Bellows Shape, 2 Double Convex Lens, $\frac{7}{8}$ inch diameter,.....	1 75
" 726.	Magnifying Glass, Shell Frame, Bellows Shape, 3 Double Convex Lens, $\frac{7}{8}$ inch diameter,.....	2 25
" 727.	Magnifying Glass, German Silver Frame, Bellows Shape, 1 Double Convex Lens, $\frac{3}{4}$ inch diameter,.....	1 50
" 728.	Magnifying Glass, German Silver Frame, Bellows Shape, 1 Double Convex Lens, 1 inch diameter,.....	2 00
" 729.	Magnifying Glass, German Silver Frame, Bellows Shape, 1 Double Convex Lens, $1\frac{1}{4}$ inches diameter,.....	2 50

SURVEYORS' PLAIN COMPASSES.

No. 800.	Surveyors' Plain Compass, with 4 inch Needle, 12 inch Plate, 2 Straight Levels and Jacob Staff Mountings,.....	\$35 00
" 801.	Same as No. 800, with 5 inch Needle and $14\frac{1}{2}$ inch Plate,.....	40 00
" 802.	" " 800, " 6 " " " $15\frac{1}{2}$ " "	45 00



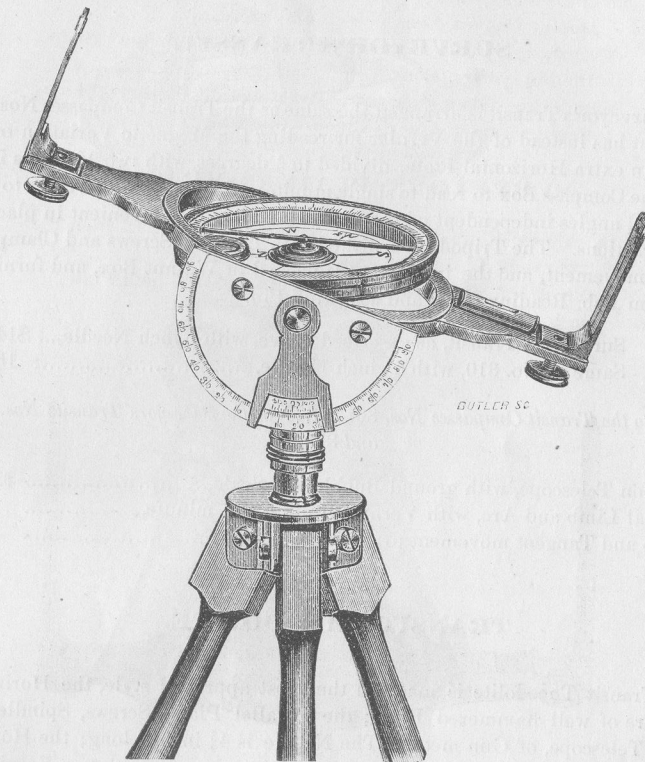
803.

SURVEYORS' VERNIER COMPASSES.

No. 803.	Surveyors' Compass, with 5 inch Needle, $14\frac{1}{2}$ inch Plate, 2 Straight Levels, Vernier for Reading the Magnetic Variation of the Needle and Jacob Staff Mountings,.....	\$45 00
" 804.	Same as No. 803, with 6 inch Needle and $15\frac{1}{2}$ inch Plate,.....	55 00

The above Compasses are furnished with either a Walnut Box or a Brass Cover for the Compass Dial.
 Tripods, to suit either Nos. 800 to 804,..... 9 00

SURVEYORS' GRADING COMPASSES.



805.

No. 805.	Grading Compass, with $4\frac{1}{2}$ to 5 inch Needle, 15 inch Plate, Circular Level in inside of the Compass Box, Vernier for reading the Magnetic Variation of the Needle, Semi-circle, with Vernier for Reading Angles of Elevation and Depression, \$85 00
" 806.	Same as No. 805, with $5\frac{1}{2}$ inch Needle and 16 inch Plate,..... 95 00

This Compass is very convenient in hilly countries, and is a very suitable Instrument for Mines.

TRANSIT COMPASSES.

The Transit Compass is arranged the same as the Vernier Compass, No. 803, but is furnished with a Tripod, and has a Telescope in place of the ordinary Sights, making it better for long ranges and hilly grounds.

No. 807. Transit Compass, 4½ inch Needle, 10 inch Telescope, and Light Tripod,.....	\$100 00
" 808. Same as No. 807, with 5 inch Needle,.....	105 00
" 809. Same as No. 807, with 5 inch Needle,.....	110 00
Leveling Screws and Clamp and Tangent movement to Tripod of Transit Compass, Nos. 807, 808 or 809,.....	\$12 00

SURVEYOR'S TRANSIT.

The Surveyor's Transit is arranged the same as the Transit Compasses Nos. 807 to 809, but has instead of the Vernier for reading the Magnetic Variation of the needle, an extra Horizontal Plate, divided to ½ degrees, with two Verniers in inside of the Compass Box to read to single minutes; this enables Surveyors to read Horizontal angles independent of the needle, and is very convenient in places of local attractions. The Tripod is furnished with Leveling Screws and Clamp and Tangent movement, and the instrument is packed in Walnut Box, and furnished with Plum Bob, Reading Glass and adjusting Pin.


No. 810. Surveyor's Transit, as described above, with 5 inch Needle,...	\$140 00
" 811. Same as No. 810, with 5½ inch Needle,.....	150 00

Extras to the Transit Compasses Nos. 807 to 809, or the Surveyors Transits Nos. 810 and 811.

Level on Telescope, with ground Bubble and Scale,.....	\$15 00
Vertical Limb and Arc, with Vernier reading to 1 minute,.....	9 00
Clamp and Tangent movement to axis of Telescope,.....	8 00

TRANSIT THEODOLITE.

The Transit Theodolite is made in the most approved style, the Horizontal Plates are of well hammered Brass; the Parallel Plates, Screws, Spindles and Axis of Telescope, of Gun metal. The Needle is 4¾ inches long; the Horizontal Plate 6 inches in diameter, and graduated to ½ degrees with two Verniers to read to minutes. Both Verniers are covered with Glass, to keep the graduation free from dust. The Tripod is furnished with adjusting head. Ground Bubbles are inserted in the Levels. As seen in the cut, a Level with Scale is attached to the Telescope, and Clamp and Tangent movement to the Axis; the Vertical Arc for taking angles of elevation and depression, is divided to ½ degrees, with Vernier to read to 1 minute. The Telescope is about 11 inches long, and very powerful. The instrument is packed in a Walnut Box with Strap, and furnished with Plumb Bob, Reading Glass, adjusting Pin, etc.



812.

No. 812. Transit Theodolite as above described,.....	\$225 00
--	----------

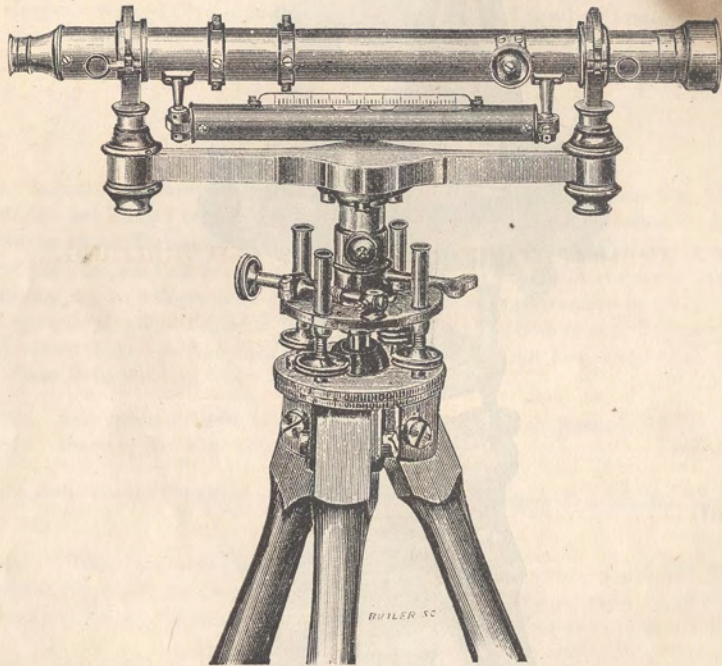
ENGINEER'S TRANSIT.

The Engineer's Transit is of the same construction as the Transit Theodolite but has no Level under Telescope, neither a Vertical Limb and Arc, or Clamp and Tangent movement to Axis of Telescope.

No. 813. Engineer's Transit as above described,.....	\$180 00
--	----------

ENGINEERS' Y LEVELS.

The Engineer's Y Level is of the most improved form and construction. The Telescope is made to revolve readily and truly in the Ys by rings of Gun metal, and may be firmly clamped in any position by the clips. It has a Rack and Pinion movement to the Object Glass, and an adjustment for centering the Eye Piece. The Bar and Ys are made strong and of well hammered Brass, and the Spindle and Parallel Plate Screws, of best Gun metal. A Walnut Box is furnished with each Level.



814.

No. 814.	Engineers' Level, with 16 inch Telescope,	\$140 00
" 815.	" " 18 " "	150 00